

Technical Data

polyfelt.F

500 606 | 07.2004



polyfelt.F is a **two-layer continuous filament nonwoven**, one layer designed as **filter**, the other layer as **protection** against damage of the filter. This construction allows an **optimum number of constrictions** in the filter layer, resulting in an extremely **low clogging risk** and high soil retention security.

Properties <i>[Standard]</i>	Unit	F 60	F 70	F 80
Product Description				
Type of product	-	Two-layer mechanically bonded PP continuous filament nonwoven		
Raw material	-	100 % UV stabilized polypropylene		
Hydraulic Properties				
Number of Constrictions <i>[acc. Giroud]</i>	-	25-40	25-40	25-40
Opening size O ₉₀ <i>[EN ISO 12956]</i>	Tolerance µm	80 +/-24	80 +/-24	80 +/-24
Permeability normal to the plane <i>[EN ISO 11058]</i>	Tolerance mm/s	60 -18,0	45 -13,5	30 -9,0
Mechanical properties				
Elongation at max. load <i>[EN ISO 10319]</i>	MD/CD Tolerance %	85 / 85 +/-19,6	85 / 85 +/-19,6	85 / 85 +/-19,6
Maximum absorbed energy ** <i>[EN ISO 10319]</i>	kN/m	10	13	15
Tensile strength <i>[EN ISO 10319]</i>	MD/CD Tolerance kN/m	23 / 23 -3,0	30 / 30 -3,9	35 / 35 -4,6
Cone drop test <i>[EN 918]</i>	Tolerance mm	13 +2,6	10 +2,0	8 +1,6
CBR puncture resistance <i>[EN ISO 12236]</i>	Tolerance N	3300 -330	4500 -450	6500 -650
Durability Properties				
UV resistance - strength retained <i>[EN 12 224]</i>	%	> 80	> 80	> 80
Chemical / biological resistance	-	resistant against all chemical agents and microorganisms usually occurring in seas or rivers		
Identification Properties				
Thickness <i>[EN 964-1]</i>	2 kPa mm	3,5	5,0	6,5
Mass <i>[EN 965]</i>	g/m ²	400	600	800

The values given are average values obtained in our laboratories and in testing institutes. The tolerance is indicated according to the 95% confidence level. The right is reserved to make changes without notice at any time.

polyfelt.F

Constriction Concept, Forms of Supply

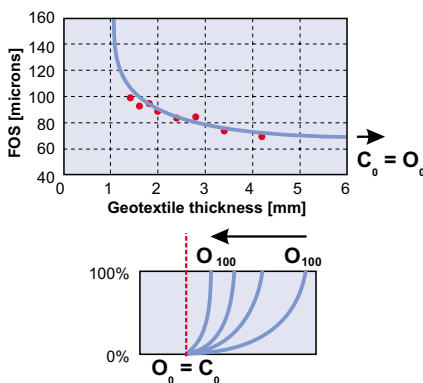
Constriction concept

The number of constrictions “m” is a dimensionless parameter which combines the structural characteristics of the nonwoven (thickness, porosity, fibre size). **A filtration geotextile works sufficient with m = 25 to m = 40 constrictions.**

$$m = \sqrt{(1 - \text{Porosity})} \times \frac{\text{Thickness}}{\text{Fibre Size}}$$

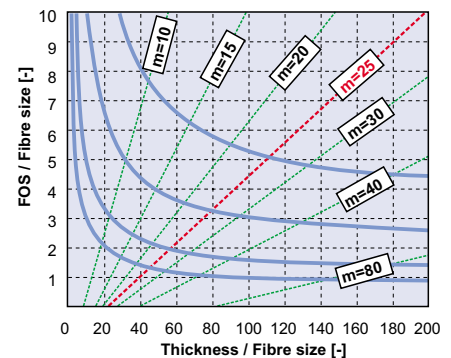
After Dr. J.P. Giroud, International Conference Geofilter'96 Montréal

1. Filter homogeneity - $m \geq 25$



Experimental (left figure): The nonwoven is homogeneous from a given thickness. This optimum thickness depends on its internal structure (density, fibre size).


Theoretical (right figure): The nonwoven is homogeneous if its number of constrictions $m \geq 25$ (for all nonwovens).



2. Soil stability (no risk of internal clogging) - $m \leq 40$

The functions of a geotextile filtration system are (see figure to the right):
 (1) Maintain the soil skeleton in place
 (2) Let fine instable particles pass
 (3) Allow a free long-term water flow

To stabilise the soil, the skeleton particles should be maintained near the interface soil/geotextile. A stable filtration is guaranteed when the maximum number of constrictions does not exceed a certain value: $m \leq 40$



Forms of Supply	Unit	F 60	F 70	F 80
Length x Width	m x m	100 x 6	60 x 6	40 x 6
Area	m ²	600	360	240
Weight of roll	kg	252	228	204

Other forms of supply are available on request.

Polyfelt Ges.m.b.H.
 Schachermayerstr. 18, A-4021 Linz, Austria
 Tel. +43 732 6983 0, Fax +43 732 6983 5353
 service@polyfelt.com, www.polyfelt.com

Sales Organisations:
Malaysia Tel. +60 3 5192 8568 Fax +60 3 5192 8575
Singapore Tel. +65 6266 0188 Fax +65 6266 0182
Thailand Tel. +66 2 692 6680 Fax +66 2 692 6679
Philippines Tel. +632 633 4719 Fax +632 637 3603
China Tel. +86 10 6599 5221 Fax +86 10 6599 5200
India Tel. +91 11 5168 0888 Fax +91 11 5168 0889
Germany Tel. +49 6074 3751 50 Fax +49 6074 3751 90
Switzerland Tel. +41 1 318 6590 Fax +41 1 318 6597
Italy/Greece/Turkey Tel. +39 02 9672 9017 Fax +39 02 9672 9099
LAM/Spain/Port. Tel. +34 91 650 6461 Fax +34 91 650 9828
UK/Ireland Tel. +44 1952 588 066 Fax +44 1952 588 466
Near Middle East Tel. +44 2920 562 566 Fax +44 2920 554 636
Russia/CIS Tel. +7 095 737 5573 Fax +7 095 737 5574
Scandinavia/Baltics Tel. +45 4485 7474 Fax +45 4485 7470
Poland Tel. +48 12 268 8375 Fax +48 12 263 7758
Czech Republic Tel. +420 2 2425 1843 Fax +420 2 2425 1844

The information given in this brochure is to the best of our knowledge true and correct, however new research results and practical experience can make revisions necessary. No guarantee or liability can be drawn from the information mentioned herein. Furthermore, it is not our intention to violate any patents or licences.

